



# October 2011 Hawaii Community College Faculty, Staff, Administrators Annual Survey







## 1. My employment classification is:

		Response Percent	Response Count
APT		20.5%	42
UPW		1.0%	2
Civil Service		6.8%	14
<b>Faculty</b>		<b>42.9%</b>	<b>88</b>
Lecturer		25.9%	53
Executive/Managerial		2.9%	6
		<b>answered question</b>	<b>205</b>
		<b>skipped question</b>	<b>0</b>






## 2. I work at:

		Response Percent	Response Count
Hilo campus		85.8%	175
UH Center at West Hawaii		14.2%	29
		<b>answered question</b>	<b>204</b>
		<b>skipped question</b>	<b>1</b>






## 3. I have worked at HawCC for:

		Response Percent	Response Count
Less than 2 years		15.6%	32
3-5 years		28.8%	59
6-10 years		19.0%	39
11 or more years		36.6%	75
		<b>answered question</b>	<b>205</b>
		<b>skipped question</b>	<b>0</b>






**4. The mission statement is central to the choices I make in my contributions to the college: the courses I teach, the service I give to students and/or the committees on which I serve.**

		Response Percent	Response Count
Strongly Agree		39.7%	77
<b>Agree</b>		<b>46.9%</b>	<b>91</b>
Disagree		6.7%	13
Strongly Disagree		3.6%	7
Not Applicable		3.1%	6
		<b>answered question</b>	<b>194</b>
		<b>skipped question</b>	<b>11</b>

**5. The mission statement affects the planning of my courses, the service I give to students and/or the committees on which I serve.**

		Response Percent	Response Count
Strongly Agree		36.8%	71
<b>Agree</b>		<b>46.6%</b>	<b>90</b>
Disagree		7.8%	15
Strongly Disagree		2.6%	5
Not Applicable		6.2%	12
		<b>answered question</b>	<b>193</b>
		<b>skipped question</b>	<b>12</b>

**6. I understand how my work directly contributes to the overall success of the college.**

		Response Percent	Response Count
Strongly Agree		59.8%	116
Agree		37.1%	72
Disagree		1.5%	3
Strongly Disagree		1.0%	2
Not Applicable		0.5%	1
		<b>answered question</b>	<b>194</b>
		<b>skipped question</b>	<b>11</b>

**7. I have a good understanding of the college's institutional learning outcomes.**

		Response Percent	Response Count
Strongly Agree		24.5%	47
<b>Agree</b>		<b>53.6%</b>	<b>103</b>
Disagree		18.2%	35
Strongly Disagree		2.6%	5
Not Applicable		1.0%	2
		<b>answered question</b>	<b>192</b>
		<b>skipped question</b>	<b>13</b>






**8. I consciously strive to serve the diverse student populations of the college.**

		Response Percent	Response Count
Strongly Agree		74.1%	143
Agree		22.3%	43
Disagree		0.5%	1
Strongly Disagree		0.0%	0
Not Applicable		3.1%	6
<b>answered question</b>			<b>193</b>
<b>skipped question</b>			<b>12</b>

**9. My department, program, or unit is scheduled for a program or area review within the next five academic years.**






		Response Percent	Response Count
Yes		71.4%	135
No		3.2%	6
Don't know		25.4%	48
<b>answered question</b>			<b>189</b>
<b>skipped question</b>			<b>16</b>

**10. Within the last three years, curriculum or procedures for my program or unit have been updated.**






		<b>Response Percent</b>	<b>Response Count</b>
<b>Strongly Agree</b>		<b>51.0%</b>	<b>98</b>
Agree		34.4%	66
Disagree		3.1%	6
Strongly Disagree		0.5%	1
Not Applicable		10.9%	21
		<b>answered question</b>	<b>192</b>
		<b>skipped question</b>	<b>13</b>








**11. The college has a reputation in the community for providing quality education.**

		Response Percent	Response Count
Strongly Agree		32.1%	61
<b>Agree</b>		<b>56.8%</b>	<b>108</b>
Disagree		6.3%	12
Strongly Disagree		2.1%	4
Not Applicable		2.6%	5
		<b>answered question</b>	<b>190</b>
		<b>skipped question</b>	<b>15</b>






**12. Doing my job is worthwhile and gives me a sense of personal satisfaction.**

		Response Percent	Response Count
Strongly Agree		68.0%	132
Agree		28.4%	55
Disagree		2.1%	4
Strongly Disagree		0.5%	1
Not Applicable		1.0%	2
		<b>answered question</b>	<b>194</b>
		<b>skipped question</b>	<b>11</b>






**13. I have participated in the development of student learning outcomes for my course, program, or unit.**

		<b>Response Percent</b>	<b>Response Count</b>
<b>Strongly Agree</b>		<b>46.1%</b>	<b>88</b>
Agree		31.9%	61
Disagree		6.3%	12
Strongly Disagree		2.6%	5
Not Applicable		13.1%	25
		<b>answered question</b>	<b>191</b>
		<b>skipped question</b>	<b>14</b>






**14. I have a good understanding of my department, program, and/or unit student learning outcomes.**

		<b>Response Percent</b>	<b>Response Count</b>
<b>Strongly Agree</b>		<b>48.1%</b>	<b>91</b>
Agree		39.2%	74
Disagree		6.3%	12
Strongly Disagree		0.5%	1
Not Applicable		5.8%	11
		<b>answered question</b>	<b>189</b>
		<b>skipped question</b>	<b>16</b>

**15. I am involved in assessment of my department, program, or unit student learning outcomes.**

		<b>Response Percent</b>	<b>Response Count</b>
<b>Strongly Agree</b>		<b>48.1%</b>	<b>91</b>
Agree		34.9%	66
Disagree		4.8%	9
Strongly Disagree		1.6%	3
Not Applicable		10.6%	20
		<b>answered question</b>	<b>189</b>
		<b>skipped question</b>	<b>16</b>





**16. I use student learning outcomes assessment to improve learning in my classroom or area of responsibility.**

		Response Percent	Response Count
Strongly Agree		34.1%	63
<b>Agree</b>		<b>40.5%</b>	<b>75</b>
Disagree		3.8%	7
Strongly Disagree		1.6%	3
Not Applicable		20.0%	37
		<b>answered question</b>	<b>185</b>
		<b>skipped question</b>	<b>20</b>

**17. I assess the learning styles of my students and adapt my teaching approach accordingly.**

		<b>Response Percent</b>	<b>Response Count</b>
<b>Strongly Agree</b>		<b>43.4%</b>	<b>82</b>
Agree		23.8%	45
Disagree		2.1%	4
Strongly Disagree		0.5%	1
Not Applicable		30.2%	57
		<b>answered question</b>	<b>189</b>
		<b>skipped question</b>	<b>16</b>

**18. I provide my students with a copy of the course syllabus with the student learning outcomes of the course clearly stated.**

		Response Percent	Response Count
Yes		62.6%	119
No		1.6%	3
Don't know		0.5%	1
N/A		35.3%	67
		<b>answered question</b>	<b>190</b>
		<b>skipped question</b>	<b>15</b>








## 19. I keep current in my field of expertise by:

	Strongly Agree	Agree	Disagree	Strongly Disagree	N/A	Response Count
Attending workshops/conferences.	<b>50.0% (93)</b>	32.3% (60)	7.0% (13)	3.2% (6)	7.5% (14)	186
Taking courses.	27.0% (47)	<b>29.9% (52)</b>	19.5% (34)	4.6% (8)	19.0% (33)	174
Reading journals, magazines in my field.	<b>52.7% (97)</b>	33.2% (61)	7.6% (14)	1.1% (2)	5.4% (10)	184
Obtaining certificates/licenses.	<b>25.6% (45)</b>	25.0% (44)	20.5% (36)	5.1% (9)	23.9% (42)	176
Dialoging with colleagues/professionals in my field.	<b>58.6% (109)</b>	33.9% (63)	1.6% (3)	1.1% (2)	4.8% (9)	186
<b>answered question</b>						<b>189</b>
<b>skipped question</b>						<b>16</b>






## 20. On our campus, students have adequate:

	Strongly Agree	Agree	Disagree	Strongly Disagree	N/A	Response Count
Library Resources	27.9% (53)	<b>36.8% (70)</b>	22.6% (43)	9.5% (18)	3.2% (6)	190
Academic Support Services (tutoring, learning and testing facilities)	33.2% (63)	<b>45.8% (87)</b>	14.7% (28)	3.2% (6)	3.2% (6)	190
Student Support Services (academic advising, counseling, career guidance)	27.9% (53)	<b>48.4% (92)</b>	16.3% (31)	4.2% (8)	3.2% (6)	190
Technology	19.7% (37)	<b>48.9% (92)</b>	23.9% (45)	5.3% (10)	2.1% (4)	188
Classrooms	11.1% (21)	<b>37.6% (71)</b>	33.9% (64)	15.9% (30)	1.6% (3)	189
Campus facilities	9.1% (17)	32.1% (60)	<b>36.9% (69)</b>	20.3% (38)	1.6% (3)	187
<b>answered question</b>						<b>190</b>
<b>skipped question</b>						<b>15</b>






## 21. My workplace is adequately maintained.

		Response Percent	Response Count
Strongly Agree		26.5%	50
<b>Agree</b>		<b>51.3%</b>	<b>97</b>
Disagree		13.8%	26
Strongly Disagree		6.3%	12
Not Applicable		2.1%	4
		<b>answered question</b>	<b>189</b>
		<b>skipped question</b>	<b>16</b>






## 22. My workplace is a physically comfortable place to work.

		Response Percent	Response Count
Strongly Agree		25.9%	49
<b>Agree</b>		<b>46.6%</b>	<b>88</b>
Disagree		19.0%	36
Strongly Disagree		7.4%	14
Not Applicable		1.1%	2
		<b>answered question</b>	<b>189</b>
		<b>skipped question</b>	<b>16</b>






### 23. My workplace is safe.

		Response Percent	Response Count
Strongly Agree		31.9%	60
<b>Agree</b>		<b>58.0%</b>	<b>109</b>
Disagree		6.9%	13
Strongly Disagree		2.1%	4
Not Applicable		1.1%	2
		<b>answered question</b>	<b>188</b>
		<b>skipped question</b>	<b>17</b>






**24. The technology resources are adequate for my needs.**

		Response Percent	Response Count
Strongly Agree		26.6%	50
<b>Agree</b>		<b>55.3%</b>	<b>104</b>
Disagree		13.3%	25
Strongly Disagree		3.7%	7
Not Applicable		1.1%	2
		<b>answered question</b>	<b>188</b>
		<b>skipped question</b>	<b>17</b>

**25. The computer and software that I use at my college are adequate and up-to-date for my needs.**






		<b>Response Percent</b>	<b>Response Count</b>
Strongly Agree		28.6%	54
<b>Agree</b>		<b>58.2%</b>	<b>110</b>
Disagree		10.6%	20
Strongly Disagree		2.1%	4
Not Applicable		0.5%	1
		<b>answered question</b>	<b>189</b>
		<b>skipped question</b>	<b>16</b>

**26. I have adequate computer access rights to allow me to do my job.**

		<b>Response Percent</b>	<b>Response Count</b>
Strongly Agree		36.2%	68
<b>Agree</b>		<b>47.3%</b>	<b>89</b>
Disagree		10.1%	19
Strongly Disagree		4.8%	9
Not Applicable		1.6%	3
		<b>answered question</b>	<b>188</b>
		<b>skipped question</b>	<b>17</b>








**27. Our college provides adequate training in computer technology (applications, operating systems, hardware, etc.).**

		Response Percent	Response Count
Strongly Agree		15.7%	29
<b>Agree</b>		<b>47.6%</b>	<b>88</b>
Disagree		23.8%	44
Strongly Disagree		9.7%	18
Not Applicable		3.2%	6
		<b>answered question</b>	<b>185</b>
		<b>skipped question</b>	<b>20</b>






**28. Our college provides adequate training in audiovisual technology (projectors, Elmo's, polycom, etc.).**

		Response Percent	Response Count
Strongly Agree		15.2%	28
<b>Agree</b>		<b>44.0%</b>	<b>81</b>
Disagree		22.3%	41
Strongly Disagree		7.6%	14
Not Applicable		10.9%	20
		<b>answered question</b>	<b>184</b>
		<b>skipped question</b>	<b>21</b>

**29. Our college provides adequate training in distance learning course management (Laulima, etc.).**

		<b>Response Percent</b>	<b>Response Count</b>
Strongly Agree		15.7%	29
<b>Agree</b>		<b>56.2%</b>	<b>104</b>
Disagree		13.0%	24
Strongly Disagree		4.3%	8
Not Applicable		10.8%	20
		<b>answered question</b>	<b>185</b>
		<b>skipped question</b>	<b>20</b>






**30. I feel the institution advocates and demonstrates fairness and integrity in its treatment of employees.**

		Response Percent	Response Count
Strongly Agree		21.8%	41
<b>Agree</b>		<b>50.0%</b>	<b>94</b>
Disagree		17.6%	33
Strongly Disagree		9.6%	18
Not Applicable		1.1%	2
<b>answered question</b>			<b>188</b>
<b>skipped question</b>			<b>17</b>

**31. HawCC's leadership creates an environment for**

	Strongly Agree	Agree	Disagree	Strongly Disagree	N/A	Response Count
Empowerment	24.3% (42)	<b>48.6% (84)</b>	19.1% (33)	4.0% (7)	4.0% (7)	173
Innovation	24.3% (42)	<b>44.5% (77)</b>	22.5% (39)	5.2% (9)	3.5% (6)	173
Institutional excellence	26.4% (46)	<b>48.9% (85)</b>	16.1% (28)	5.2% (9)	3.4% (6)	174
<b>answered question</b>						<b>174</b>
<b>skipped question</b>						<b>31</b>






**32. HawCC's leadership encourages faculty, staff, administrators and students to take the initiative to improve practices, programs and services in which they are involved.**

		Response Percent	Response Count
Strongly Agree		28.6%	50
<b>Agree</b>		<b>47.4%</b>	<b>83</b>
Disagree		14.3%	25
Strongly Disagree		4.6%	8
Not Applicable		5.1%	9
		<b>answered question</b>	<b>175</b>
		<b>skipped question</b>	<b>30</b>

### 33. When I seek assistance, the \_\_\_\_\_ is responsive to my needs.

	Strongly Agree	Agree	Disagree	Strongly Disagree	N/A	Response Count
Office of the Chancellor.	30.6% (52)	<b>32.4% (55)</b>	4.7% (8)	2.9% (5)	29.4% (50)	170
Office of the Vice Chancellor for Administrative Affairs.	13.6% (23)	<b>43.8% (74)</b>	4.1% (7)	2.4% (4)	36.1% (61)	169
Office of the Vice Chancellor for Academic Affairs.	30.1% (50)	<b>31.9% (53)</b>	4.8% (8)	3.6% (6)	29.5% (49)	166
Office of the Dean of Career and Technical Education	15.0% (25)	31.7% (53)	4.8% (8)	3.0% (5)	<b>45.5% (76)</b>	167
Office of the Dean of Liberal Arts and Public Services	18.2% (31)	32.9% (56)	3.5% (6)	2.4% (4)	<b>42.9% (73)</b>	170
Office of the Vice Chancellor for Student Affairs.	20.8% (35)	33.3% (56)	6.0% (10)	3.0% (5)	<b>36.9% (62)</b>	168
Office of the Director of Continuing Education and Training.	17.3% (29)	30.4% (51)	5.4% (9)	3.0% (5)	<b>44.0% (74)</b>	168
Office of the Director of University Center at West Hawai'i.	15.6% (26)	23.4% (39)	7.8% (13)	3.6% (6)	<b>49.7% (83)</b>	167
Office of the University of Hawai'i Community College System.	11.9% (20)	23.8% (40)	6.0% (10)	4.2% (7)	<b>54.2% (91)</b>	168
Office of the President of the University of Hawaii System.	3.0% (5)	13.1% (22)	6.0% (10)	3.0% (5)	<b>75.0% (126)</b>	168
<b>answered question</b>						<b>171</b>
<b>skipped question</b>						<b>34</b>

**34. Information and knowledge are shared openly within the college.**

		Response Percent	Response Count
Strongly Agree		15.8%	27
<b>Agree</b>		<b>55.0%</b>	<b>94</b>
Disagree		18.7%	32
Strongly Disagree		8.2%	14
Not Applicable		2.3%	4
		<b>answered question</b>	<b>171</b>
		<b>skipped question</b>	<b>34</b>

**35. My department/division/unit chair does a good job of communicating.**

		Response Percent	Response Count
Strongly Agree		39.9%	69
Agree		36.4%	63
Disagree		15.0%	26
Strongly Disagree		4.6%	8
Not Applicable		4.0%	7
		<b>answered question</b>	<b>173</b>
		<b>skipped question</b>	<b>32</b>








**36. Communication between my program/department/division/unit and the \_\_\_\_\_ is effective.**

	Strongly Agree	Agree	Disagree	Strongly Disagree	N/A	Response Count
Office of the Chancellor.	22.9% (38)	<b>41.6% (69)</b>	6.0% (10)	3.0% (5)	26.5% (44)	166
Office of the Vice Chancellor for Administrative Affairs.	14.0% (23)	<b>47.6% (78)</b>	4.3% (7)	3.0% (5)	31.1% (51)	164
Office of the Vice Chancellor for Academic Affairs.	23.6% (39)	<b>41.8% (69)</b>	7.3% (12)	2.4% (4)	24.8% (41)	165
Office of the Dean of Career and Technical Education	15.2% (25)	37.6% (62)	4.8% (8)	3.0% (5)	<b>39.4% (65)</b>	165
Office of the Dean of Liberal Arts and Public Services	14.5% (24)	<b>41.2% (68)</b>	4.2% (7)	1.2% (2)	38.8% (64)	165
Office of the Vice Chancellor for Student Affairs.	19.0% (31)	<b>44.2% (72)</b>	3.7% (6)	3.1% (5)	30.1% (49)	163
Office of the Director of Continuing Education and Training.	14.0% (23)	<b>37.8% (62)</b>	7.9% (13)	3.0% (5)	37.2% (61)	164
Office of the Director of University Center at West Hawai'i.	11.6% (19)	32.3% (53)	11.6% (19)	3.7% (6)	<b>40.9% (67)</b>	164
Office of the University of Hawai'i Community College System.	9.3% (15)	35.2% (57)	6.8% (11)	3.1% (5)	<b>45.7% (74)</b>	162
Office of the President of the University of Hawaii System.	4.9% (8)	27.6% (45)	5.5% (9)	2.5% (4)	<b>59.5% (97)</b>	163
<b>answered question</b>						<b>167</b>
<b>skipped question</b>						<b>38</b>

**37. I understand the role of the \_\_\_\_\_ in HawCC's governance and decision-making processes.**

	<b>Strongly Agree</b>	<b>Agree</b>	<b>Disagree</b>	<b>Strongly Disagree</b>	<b>N/A</b>	<b>Response Count</b>
Academic Senate	21.8% (37)	<b>47.6% (81)</b>	18.8% (32)	5.9% (10)	5.9% (10)	170
College Council	15.8% (27)	<b>42.7% (73)</b>	28.7% (49)	7.0% (12)	5.8% (10)	171
ad hoc Assessment Committee	17.6% (30)	<b>48.8% (83)</b>	20.6% (35)	5.9% (10)	7.1% (12)	170
College Effectiveness Review Committee (CERC)	15.4% (26)	<b>43.8% (74)</b>	24.9% (42)	8.3% (14)	7.7% (13)	169
ASUH-HawCC (student government)	12.4% (21)	<b>50.0% (85)</b>	19.4% (33)	10.0% (17)	8.2% (14)	170
Administrative Team	20.2% (34)	<b>47.0% (79)</b>	18.5% (31)	7.7% (13)	6.5% (11)	168
Department and Division Chairs	26.0% (44)	<b>53.8% (91)</b>	11.2% (19)	4.1% (7)	4.7% (8)	169
<b>answered question</b>						<b>171</b>
<b>skipped question</b>						<b>34</b>

**38. I am involved in the college's decision making and planning processes.**

		Response Percent	Response Count
Strongly Agree		11.0%	19
<b>Agree</b>		<b>40.1%</b>	<b>69</b>
Disagree		24.4%	42
Strongly Disagree		8.7%	15
Not Applicable		15.7%	27
		<b>answered question</b>	<b>172</b>
		<b>skipped question</b>	<b>33</b>

**39. The processes of governance facilitate effective communication among faculty, staff and students.**

		Response Percent	Response Count
Strongly Agree		10.7%	18
<b>Agree</b>		<b>52.7%</b>	<b>89</b>
Disagree		16.6%	28
Strongly Disagree		9.5%	16
Not Applicable		10.7%	18
		<b>answered question</b>	<b>169</b>
		<b>skipped question</b>	<b>36</b>

**40. Within the last year, I participated in a dialogue or attended a meeting focused on (check all that apply):**

	Strongly Agree	Agree	Disagree	Strongly Disagree	N/A	Response Count
budget development	14.6% (24)	21.3% (35)	<b>26.2% (43)</b>	13.4% (22)	24.4% (40)	164
planning	17.7% (29)	<b>39.0% (64)</b>	14.6% (24)	11.0% (18)	17.7% (29)	164
assessment	34.9% (59)	<b>44.4% (75)</b>	5.3% (9)	4.7% (8)	10.7% (18)	169
program or unit review	33.3% (57)	<b>43.3% (74)</b>	7.0% (12)	5.3% (9)	11.1% (19)	171
accreditation	27.1% (45)	<b>42.2% (70)</b>	11.4% (19)	5.4% (9)	13.9% (23)	166
division, department, program or unit matters	<b>46.2% (78)</b>	36.7% (62)	3.0% (5)	3.6% (6)	10.7% (18)	169
Academic Senate business	14.7% (24)	22.1% (36)	22.1% (36)	9.8% (16)	<b>31.3% (51)</b>	163
College Council business	9.8% (16)	16.6% (27)	28.2% (46)	13.5% (22)	<b>31.9% (52)</b>	163
					<b>answered question</b>	<b>172</b>
					<b>skipped question</b>	<b>33</b>

## 41. I understand my role in:

	Strongly Agree	Agree	Disagree	Strongly Disagree	N/A	Response Count
budget development	10.1% (17)	<b>29.8% (50)</b>	24.4% (41)	14.9% (25)	20.8% (35)	168
planning	12.6% (21)	<b>41.9% (70)</b>	18.0% (30)	12.6% (21)	15.0% (25)	167
assessment	27.1% (46)	<b>50.6% (86)</b>	9.4% (16)	4.7% (8)	8.2% (14)	170
program or unit review	27.5% (47)	<b>47.4% (81)</b>	9.9% (17)	4.1% (7)	11.1% (19)	171
accreditation	25.3% (43)	<b>46.5% (79)</b>	12.4% (21)	4.1% (7)	11.8% (20)	170
division, department, program or unit matters	30.8% (52)	<b>45.6% (77)</b>	8.3% (14)	5.3% (9)	10.1% (17)	169
the Academic Senate	18.6% (31)	27.5% (46)	17.4% (29)	8.4% (14)	<b>28.1% (47)</b>	167
the College Council	11.5% (19)	20.6% (34)	27.3% (45)	11.5% (19)	<b>29.1% (48)</b>	165
<b>answered question</b>						<b>171</b>
<b>skipped question</b>						<b>34</b>